

HOW TO USE TYVASO DPI

Open, Load, Inhale.



TYVASO DPI™ (treprostinil) Inhalation Powder is a compact **Dry Powder Inhaler** that comes with prefilled, single-dose cartridges. Since TYVASO DPI is portable, you can take your treatment at home or on the go.

This helpful guide is filled with instructions and tips for you to reference while taking TYVASO DPI. This information does not take the place of talking to your healthcare provider about your medical condition or treatment approach.

Before taking your dose

- ✓ Make sure you have the right cartridge for your dose
- ✓ Tear off 1 strip of cartridges and check the expiration date
- ✓ Push on the white plastic to remove the cartridge from the strip
- ✓ Fully read all steps before taking your treatment to confirm you're dosing correctly

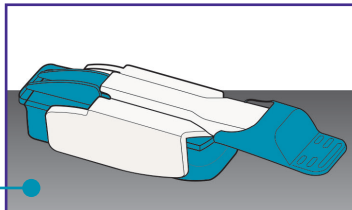
**For more information, see the TYVASO DPI
Instructions for Use manual.**

TYVASO DPI™
(treprostinil) INHALATION
POWDER

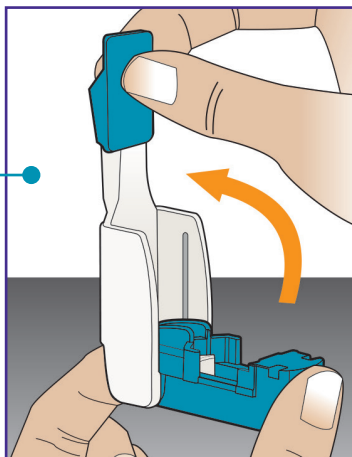
TAKING YOUR DOSE

1 Open

Set the inhaler on a flat surface.

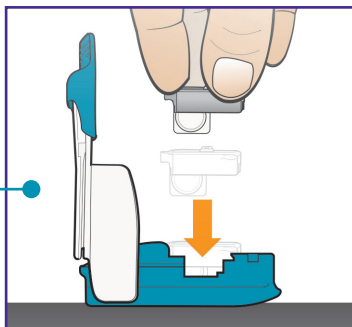


Open the inhaler by lifting the mouthpiece to an upright position.



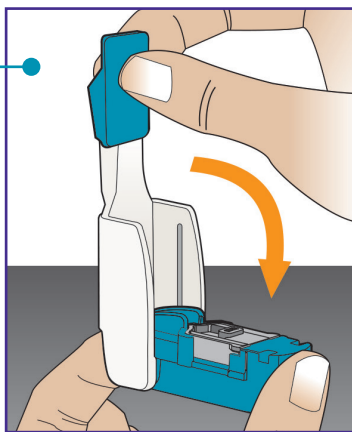
2 Load

Place the cartridge in the inhaler.



Bring the mouthpiece down to close the inhaler.

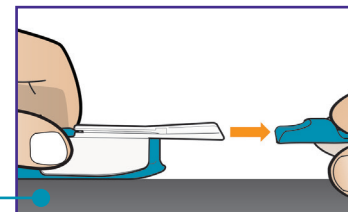
You should feel a *snap* when the inhaler is closed.



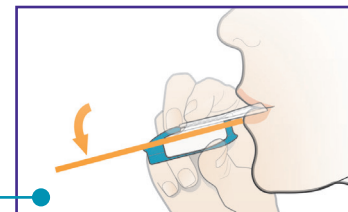
3 Inhale

Remember to read all of the instructions below before taking your dose. For more information, see the TYVASO DPI Instructions for Use manual.

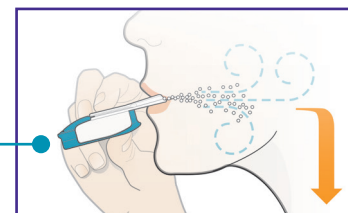
Remove the blue mouthpiece cover, pick up the inhaler while keeping it level, and fully exhale away from the inhaler before taking your dose.



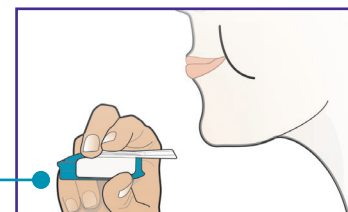
Keep your head level, seal your lips around the mouthpiece, and tilt the inhaler slightly downward to prevent your tongue from blocking the powder.



Breathe in deeply through the inhaler.



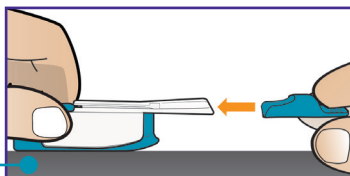
Take the inhaler out of your mouth, hold your breath for as long as you comfortably can, and blow out before continuing to breathe normally.



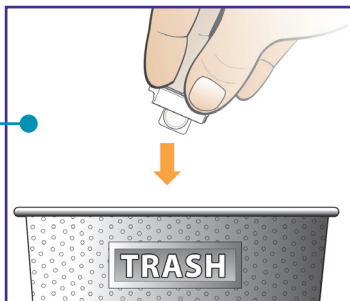
If your dose requires more than 1 cartridge, repeat the previous steps for each cartridge.

AFTER TAKING YOUR DOSE

Place the mouthpiece cover back onto the inhaler, lift it up, and remove the used cartridge.



Throw out the used cartridge in your regular household trash.



Once the mouthpiece cover is on, store your inhaler in a clean, dry place at room temperature. Throw out the inhaler after 7 days and replace with a new inhaler. For additional storage and care information, see the TYVASO DPI Instructions for Use manual.



To learn more about TYVASO DPI and how to use it, scan this QR code with your smartphone or visit www.LearnAboutTYVASODPI.com.



**United
Therapeutics**
CORPORATION

TYVASO DPI is a trademark of United Therapeutics Corporation.

© 2022 United Therapeutics Corporation. All rights reserved. US/TYV/0593 Printed in USA.

TYVASO DPI™
(treprostinil) INHALATION
POWDER